

Supporting Your Child's ECG Journey

Sec 3 Meet-the-Parents
Gan Eng Seng School
14 April 2023



Overview



01

Evolving World of Work & Education Landscape

02

Value of Education and Career Guidance (ECG)

03

Supporting Your Child's ECG Journey



The World has Changed




**Evolving Global
Trends**



Societal Changes




**Covid-19
Pandemic**



**Digital & Other
Disruptions**

Some Changes in the Education Landscape

Primary	Secondary	Post-Secondary
<p data-bbox="200 227 510 310">PSLE Revised Scoring System</p> 	<p data-bbox="653 227 923 310">Full Subject-Based Banding</p>	<p data-bbox="1039 227 1723 310">Streamlining of ITE curriculum; shortened route to Higher Nitec</p> <p data-bbox="1093 362 1673 401">Expanding CEP offerings by Polytechnics</p> <p data-bbox="1051 454 1707 537">Greater emphasis on experiential learning (Offering of Work-Study Diplomas & Degrees)</p> <p data-bbox="1101 589 1657 628">Expanding Aptitude-Based Admissions</p> <p data-bbox="1047 681 1715 762">Expansion of interdisciplinary learning in IHLs' curriculum</p> <p data-bbox="1190 816 1568 856">New University of the Arts</p> <p data-bbox="1027 969 1375 1030">*IHL : Institute of Higher Learning ^CEP : Common Entry Programme</p>

Questions Our Child May Have ...

Subject Combination

Which Subject Combination should I take?



I Don't Know

I don't know what I should do to develop my portfolio and skills. How now?



Education Pathways / Choice of Course

Which post-Secondary education Pathway / Course should I choose?

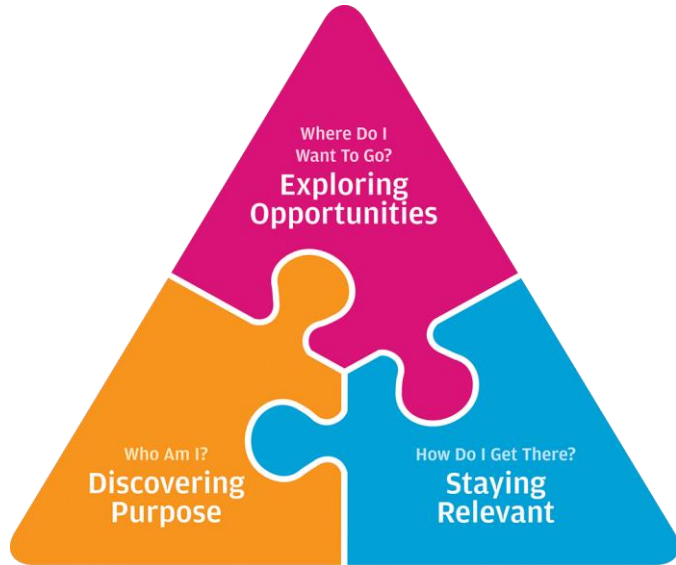


Career Aspiration

Is it ok that I am still not sure about my career aspiration?



How Can ECG help Your Child



Education & Career Guidance

- **Discovering Purpose – Who am I?**
Nurture students' self-awareness to support them in discovering how they can meaningfully play a part in their community.
- **Exploring Opportunities – Where do I want to go?**
Develop students' self-directedness and confidence to explore and leverage education and career opportunities while respecting the value of all occupations.
- **Staying Relevant – How do I get there?**
Build students' adaptability and resilience to embrace the need for lifelong learning.

“

As parents, we all want what is best for our children...

**Within our own families,
we can all spend a bit more time listening to our children's
thoughts and feelings.**

**Let us walk alongside them as they grow and
handle their new challenges.**

”

- Mr Chan Chun Sing, Minister for Education

Parents' Role in ECG...

Facilitator / Supporter

I see myself as a facilitator and supporter instead of the “director” of my children’s decisions

Appreciate them for who they are

I recognise that my children are unique with their own values, interests, strengths, personality and skills.

Belief in their growth

I believe that my children’s abilities can grow through dedication and hard work.

Appreciate all professions and contributions

I appreciate all professions and acknowledge their respective contributions to Singapore



Take a moment to reflect...

How well do we, as parents / guardians, know our children's education and career aspirations?

I have spoken to my child about his/her...

- Aspirations
- Interests
- Areas that he/she is good at / skilled in
- What he/she values / considers important in life
- Knowledge of current trends and developments in the world of work
- How he/she can prepare himself/herself to be future-ready

Supporting Our Child's ECG Journey



Who am I? (Discovering Purpose)



01

Unique Individual

02

Values, Interests, Personality
and Strength (VIPS) & Purpose

03

Self Awareness

MySkillsFuture (Student Portal)

go.gov.sg/mysfsec



MySKILLSFuture

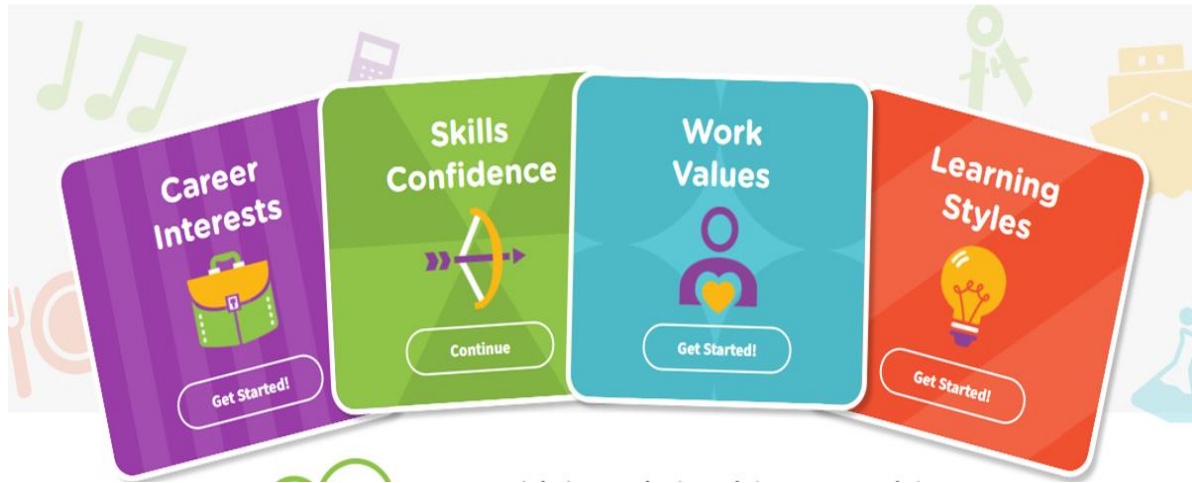
About ▾ Know Yourself World of Work ▾ Education Guide



My SkillsFuture (Student Portal)

Know Yourself

Discover more about your career interests, skills, work values, and learning styles. These tools are meant to facilitate self-awareness and exploration. You may use them as a guide to plan your education or career. Do speak to your parents, teachers and Education and Career Guidance counsellors if you need further advice.



Who am I? (Discovering Purpose)



Support them as they discover their VIPS

What is important to you? What motivates you?

What are the issues you feel strongly about?

What do you enjoy doing?

How would you describe yourself?
How do others describe you?

What are your strengths? What have people praised you for?

Encourage Reflection on Experiences

What do you do in...?

What do you like / dislike about...?

How do you feel when...?

What did you learn about...?

What did you discover about yourself through...?

Connect Experiences

What have you learned in <Subject> that will be useful for <Jobs you like>?

Is this an ability / skill / interest you want to develop further?

Would you like to do something like that in your future job? Why?

Where Do I Want to Go? (Exploring Opportunities)



Designer?
Physiotherapist?
Programmer?
Urban Farmer?

**Which Occupation
should I choose?**



Creating new AI?
Improve Mental Health?
Improve Sustainability?
Distribute Wealth?

Sense of Purpose / Challenge



Engineering?
Business?
Humanities?
Science / Arts?

Which Course should I choose?

Where Do I Want to Go? (Exploring Opportunities)



Start exploring areas of Interests

Which would be your top 3 aspirations? Why did you choose these?

Are there others you have in mind?

What are the skills / knowledge you wish to develop / gain?

Would you prefer something more academic or hands-on and work-oriented?

Prompt them to think Beyond

What do you want from this career?

What are the things important to you in a job?

What would be some other jobs related to this role / industry?

How can you find more information?

Let your Child be the Expert

That's a job I don't know much about, could you tell me more what it does?

How's the job prospect like? Could we find out and discuss more next time?

What does this course offer? What will you be learning / experiencing?

Check out the World of Work in MySkillsFuture Student Portal




<https://go.gov.sg/worldofworkoccupation>

World of Work

Explore different job roles in different industries. A good understanding of the work requirements and environment can help you make better decisions.


[Discover Now](#)



Singapore Industry Landscape

Learn about the background, outlook and working environment of different industries, and the skills needed to work in each of these industries.

[Find Out More](#)

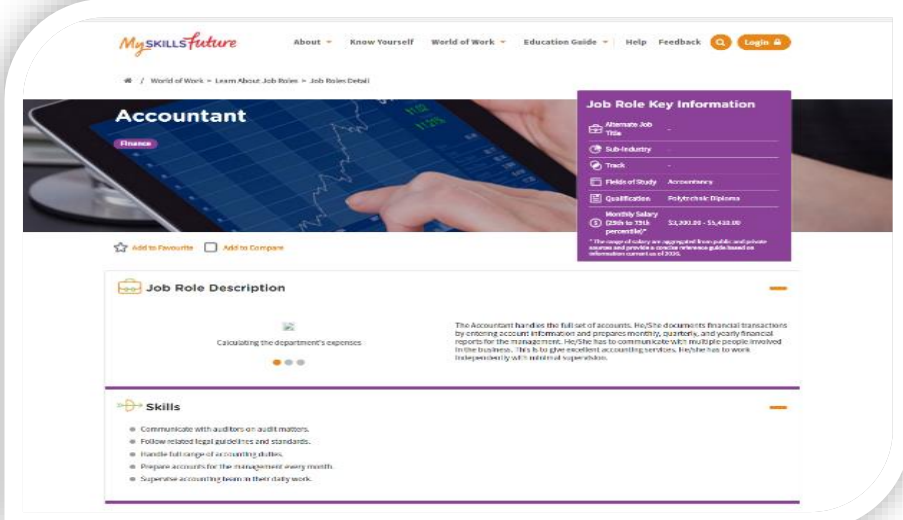


Job Information

Get insights into different job roles and the contribution to each industry in Singapore.

[Find Out More](#)

What are the different industries available?
What are the occupations within each?
What are the skills required?



MySkillsFuture About Know Yourself World of Work Education Guide Help Feedback Login

World of Work > Learn About Job Roles > Job Role Detail

Accountant

Job Role Key Information

- Alternate Job Title
- Sub Industry
- Track
- Field of Study: Accountancy
- Qualification: Polytechnic Diploma
- Monthly Salary (2018 to 2019 percentile)*: S\$2,200.00 - S\$4,000.00

* The monthly salary was aggregated from public and private sources and provides a general reference guide based on information correct as of 2019.

[Add to Favourite](#) [Add to Compare](#)

Job Role Description

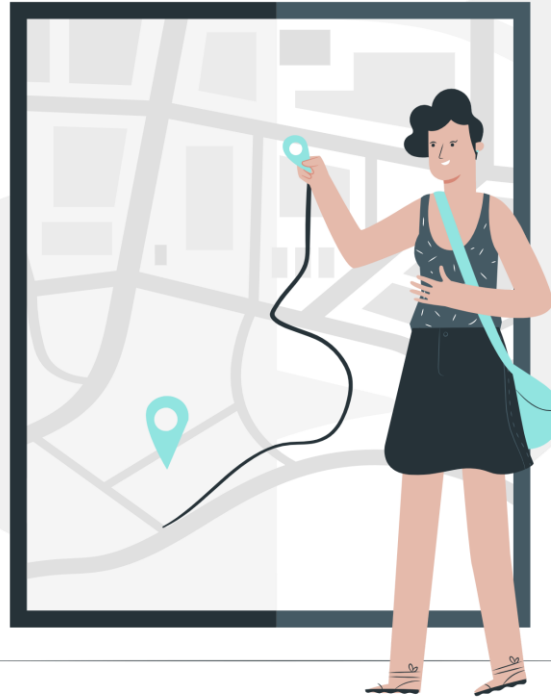
Calculating the department's expenses

The Accountant handles the full set of accounts. He/she documents financial transactions by entering account information and prepares monthly, quarterly, and yearly financial reports for the management. He/she has to communicate with multiple people involved in the business. He is to give excellent and consistent services. He/she has to work independently with minimal supervision.

Skills

- Communicate with auditors or audit matters.
- Follow related legal guidelines and standards.
- Handle full range of accounting duties.
- Manage accounts for the management every month.
- Supervise accounting team in their duty work.

How Do I Get There? (Staying Relevant)



Information to Gather

Points to Consider

Actions to Take



How do I Get There? (Staying Relevant)



Get your child to be responsible for their own plan

Which courses / qualifications do you think will lead you to this job?

Are there any prerequisites / minimum entry requirements to apply to these courses?

What steps can you take to work towards your goal?

How can you better prepare yourself for this course / job?

What are the possible ways/admissions to get to your course?

Discuss with your child like they are adults

What 'game plan'/plan do you have in mind to work towards this course/career?


Are there ways you can experience what the job is like?

Are there practical constraints you may face?
Eg. colour appreciation deficiency?



Post-Secondary Education

A Guide to Post-Secondary Admissions Exercises



<https://www.moe.gov.sg/-/media/files/post-secondary/a-guide-to-post-secondary-admissions-exercises.ashx>



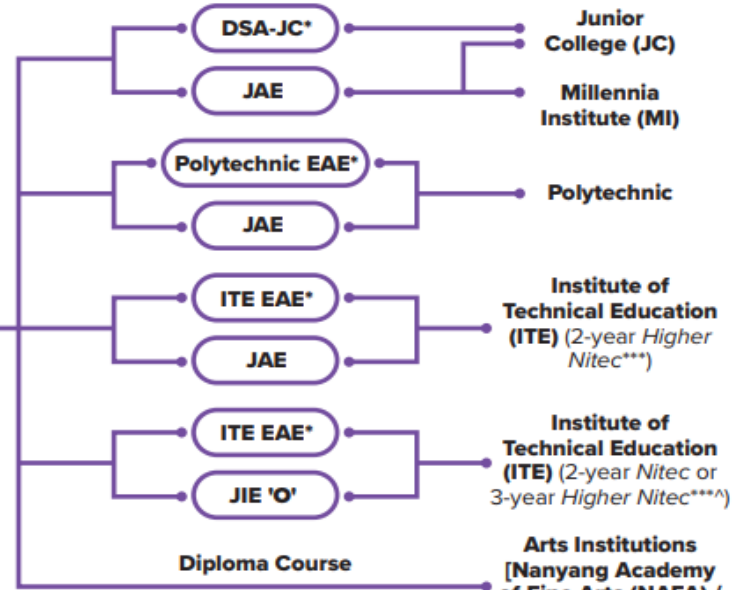
Admissions Exercises for O-Level Students

Where am I now?

What can I apply for?

Where do I want to go?

O-Level Student



When can I start to apply?

May

- DSA-JC*
- ITE EAE*

Jun

- Polytechnic EAE*

(O-Level Exams)
Oct/Nov

- LASALLE**

(O-Level Results)
Jan

- JAE
- JIE 'O'
- NAFA

..... O-Level Student

*Students can apply through these admissions exercises before their O-Level examinations


**Application to LASALLE's diploma programmes starts from September.

***Selected *Nitec* and *Higher Nitec* courses are available in traineeship mode. For more information on applying to these courses, you can visit [here](#).

*For the list of 3-year Higher Nitec courses, please visit [here](#).

Students should submit their applications directly to these institutions

Arts Institutions
[Nanyang Academy of Fine Arts (NAFA) / LASALLE College of the Arts (LASALLE)]



<https://www.moe.gov.sg/-/media/files/post-secondary/a-guide-to-post-secondary-admissions-exercises.ashx>

Details of Admissions Exercises

Arts Institutions – NAFA/ LASALLE

GCE O-Level holders with the aptitude and interest to pursue the creative arts at the tertiary level may apply for diploma programmes at the Arts Institutions (AIs). Each AI runs its own admissions exercise, and interested students should apply directly to the institution.

NAFA: go.gov.sg/applynafa

LASALLE: go.gov.sg/applylasalle

ITE EAE – ITE Early Admissions Exercise

ITE EAE is an aptitude-based admissions exercise that allows students to apply and receive conditional offers for admission to ITE based on their aptitude and interest, prior to receiving their final O-Level examination results. It allows students to demonstrate their aptitudes and interests apart from academic grades, thus allowing a wider range of talents to be recognised.



go.gov.sg/iteeae

JIE 'O' – Joint Intake Exercise 'O'

The JIE 'O' is conducted to enable GCE O-Level holders to apply for the 2-year Nitec or 3-year Higher Nitec courses conducted by ITE.



go.gov.sg/applyjie

DSA-JC – Direct School Admission for Junior Colleges

DSA provides students with the opportunity to seek admission to JCs based on a broader range of talents and achievements.



go.gov.sg/applyjcda

JAE – Joint Admissions Exercise

JAE enables GCE O-level holders to apply for admissions to courses offered by JCs, MI, Polytechnics and ITE 2-year Higher Nitec.



go.gov.sg/applyjae

Polytechnic EAE – Polytechnic Early Admissions Exercise

Polytechnic EAE is an aptitude-based admissions exercise that allows students to apply for and receive conditional offers for admission to polytechnics prior to receiving their final grades. It allows students to demonstrate their aptitudes and interests apart from academic grades, thus allowing a wider range of talents to be recognised.




go.gov.sg/polyeae

What's Next after 'O' Level?



<https://go.gov.sg/whats-next-olevel>

<https://www.moe.gov.sg/-/media/files/programmes/ecg/whats-next-o-level.ashx>



Check out MOE website to explore the various pathways and courses

Get started on your pathway options

Not sure where to begin? Use our checker to find pathway options that meet your interests and strengths.



I am and I want to


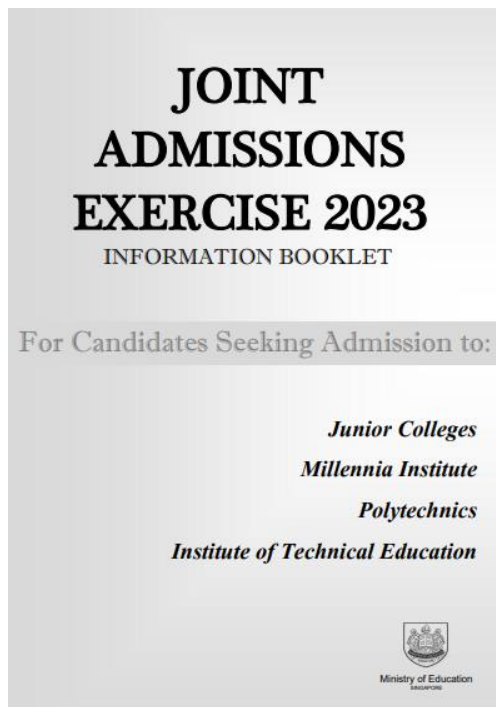
[SHOW MY PATHWAYS](#)



<https://go.gov.sg/moepostsec1>

<https://www.moe.gov.sg/post-secondary>

Joint Admissions Exercise 2023 Information Booklet



<https://www.moe.gov.sg/-/media/files/post-secondary/2023-jae/2023-jae-booklet.ashx>

- Check out the CourseFinder to explore the courses in various institutions



www.moe.gov.sg/coursefinder

CourseFinder

INSTITUTE OF TECHNICAL
EDUCATION

JUNIOR COLLEGES AND
MILLENNIA INSTITUTE

POLYTECHNICS

UNIVERSITIES



What's Right for My Child?



Have regular and genuine conversation with your child

Familiarize yourself with your child's personality and learning style

Provide opportunities for your child to grow


Show love and support which helps your child grow in confidence

Supporting our Child's Aspirations

Tips for Parents: Journeying with our Children, Supporting their Aspirations



Education and Career Guidance
Tips for Parents



<https://go.gov.sg/tips-for-parents>

Ms Gina, ECG Counsellor

Monday & Tuesday 8am – 5.30pm

Venue: Aroozoo Library

To book an appointment:

Scan the QR code here or email me

@

Tan_Lay_Bee_A@schools.gov.sg



<https://go.gov.sg/ecg-gess>

Any Questions



Thank You



Infographics

- Choose your favourite infographic and insert it in your presentation using Ctrl C + Ctrl V or Cmd C + Cmd V in Mac.
- Select one of the parts and **ungroup** it by right-clicking and choosing “Ungroup”.
- **Change the color** by clicking on the paint bucket.
- Then **resize** the element by clicking and dragging one of the square-shaped points of its bounding box (the cursor should look like a double-headed arrow). Remember to hold Shift while dragging to keep the proportions.
- **Group** the elements again by selecting them, right-clicking and choosing “Group”.
- Repeat the steps above with the other parts and when you’re done editing, copy the end result and paste it into your presentation.
- Remember to choose the “**Keep source formatting**” option so that it keeps the design. For more info, please visit **Slidesgo School**.

