



Singapore Examinations and Assessment Board

**2020**  
**GCE N(T), N(A), O, A-LEVEL**  
**ORAL EXAMINATION**  
**Briefing for candidates**

You are not allowed to distribute the contents of this document without the prior approval of Singapore Examinations and Assessment Board (SEAB).

# OBJECTIVE

To highlight key information from the **2020 Singapore-Cambridge GCE N(T), N(A), O & A-Level Examination Rules and Regulations for School Candidates** booklet.

## NOTE:

1. This briefing is not intended as a substitute for the **Examination Rules and Regulations For School Candidates** booklet.
2. Candidates are expected to read the booklet before the national examination.

# OUTLINE

1. Key Rules and Regulations
2. Precautionary Measures (in view of COVID-19 situation)
3. Good Practices
4. Some Useful Advice for your Examinations

# KEY RULES & REGULATIONS



# Be familiar with the Oral Examination procedures





Report at least **45 minutes** before the start of your examination.



# DO NOT BRING THESE ITEMS INTO THE EXAMINATION VENUE



Phones and electronic devices, including but not limited to:

- Concealed communication devices
- Miniature wireless receiver
- Pen set(s) with built in earpiece and wireless communication function
- Smart Watch and fitness trackers
- Smart Glasses

Please note that phones and electronic devices are strictly prohibited during the entire examination duration, which includes the reporting time, examination start and end times and quarantine time. **Candidates who had brought unauthorised devices into the examination venue must surrender them to the examination personnel immediately.**





Do **NOT** communicate (eg. talk, gesture, etc) with other candidates inside or outside the examination venue during the examination. Inform the examination personnel if you need any assistance.



For **e-Oral Examination**, take note of the following:

1. Check that you have the correct Subject and Paper number displayed on the screen before you start the silent preparation.
2. Headphones are not used for the e-Oral Examination. Alert the teacher immediately if there is no audio from the laptop or if there is any other issue with the laptop.





Examination materials are copyrighted. They must **NOT** be reproduced, uploaded, posted, transmitted or distributed in any way.

# BEFORE YOU ENTER THE EXAMINATION VENUE

- Bring along your pen to sign your attendance and/or to prepare notes for the A-Level Mother Tongue/Mother Tongue B or O-Level Higher Mother Tongue oral examination.
- Bring along your Entry Proof and NRIC/Foreign Identification documents/ Student Concession Card.
- If you are wearing an outerwear (e.g. jackets, cardigan, sweater), make sure that the outerwear does not contain any unauthorised materials or devices. You may be asked to remove the outerwear for checking.
- You are allowed to revise or read in the waiting room. However, you must **keep all your revision/reading materials in your bag or hand the revision/reading materials over to your teacher** once you are called to report for your silent preparation or for the oral examination.






If you breach any examination rules and regulations, you may be:

- a) prohibited from taking the examination;
- b) expelled from the examination room;
- c) refused entry for subsequent papers;
- d) have your results terminated or a grade penalty; and/or
- e) banned from registering for the examinations in future years.

# **PRECAUTIONARY MEASURES (IN VIEW OF COVID-19 SITUATION)**



# ON THE DAY OF EXAMINATION



- If you are not well, e.g. having a fever ( $38^{\circ}\text{C}$  and above), exhibiting flu-like symptoms, do **NOT** report for examination.
- Follow procedures that are implemented by your school, such as temperature taking, declaration of personal information, travel history/health condition before entering the examination venue.



# DURING THE EXAMINATION



Please inform an examination personnel immediately if you are unwell.



## **DURING THE EXAMINATION - Silent Preparation Station**

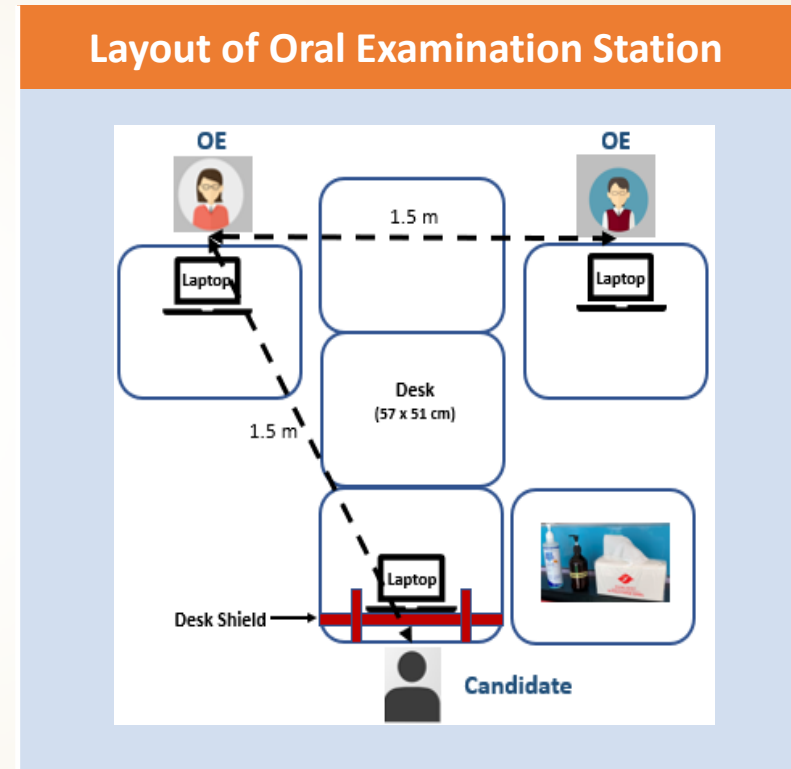
- You must always wear your face mask at all times.
- Headphones will not be used for the oral examination. The audio for the video stimulus will be played directly from the laptop. Please alert the Examination Personnel if you encounter any audio issues.
- You are not required to key your User ID and password in the e-Oral System. The Examination Personnel will help you to key in the system.
- These measures are put in place to minimise common touch point surfaces.





# DURING THE EXAMINATION - Oral Examination Station

- A desk shield will be placed between you and the Oral Examiners and you will sit 1.5m away from the Oral Examiners.
- You will be informed by the Oral Examiner at the Oral Examination Station to remove your face mask **during the reading aloud/oral presentation and oral interaction segments of your Oral Examination with the Oral Examiners.**
- You will need to raise your hand and inform the Oral Examiners, if you are not able to hear the Oral Examiners clearly.



# AFTER THE ORAL EXAMINATION

The Oral Examiners will instruct you to:

- wear your face mask;
- wipe down the high-touch surfaces such as mouse, candidate's table and desk shield;
- sanitise your hands before leaving the Oral Examination station.
- Waste bins will be placed nearby for you to discard the papers towels after the wipe down.



# GOOD PRACTICES



Plan your route and journey time so that you will be able to report to your examination venue at least 45 minutes in advance.





**Check** your belongings to make sure you have everything you need before you leave home.





## THINGS TO BRING

- Entry Proof
- NRIC/Foreign identification/  
Student Concession Pass
- Stationery such as Black or Blue  
Pens/ Pencils/ Eraser



**Listen to the examiner  
and follow instructions  
at all times.**



GOOD  
MORNING!

GOOD  
AFTERNOON!

THANK  
YOU!

**Be polite** to the examiners:

1. maintain eye-contact;
2. thank them when you have completed your session.




# **SOME USEFUL ADVICE FOR YOUR EXAMINATIONS**





Clarify any doubts that you may have on the examination rules and regulations with your teacher.



Have enough rest.



Drink sufficient water to keep yourself well-hydrated.



Eat healthily to avoid falling sick during the examinations period.

**Stay calm, you have done your revision. You can do it!**



# ALL THE BEST FOR YOUR EXAMS!



Produced by Corporate Communications Department  
2020

