

LOOKING AHEAD...
WHAT ARE YOUR
OPPORTUNITIES?



The GCE **N-Level** is not the destination. It is part of the process of growing and learning.

- As you await your GCE **N-Level** results, there are 3 possibilities:
 - You are happy that your results meet your expectations,
 - You are overjoyed that your results exceed your expectations, or
 - You are worried / upset because your results fall short of your expectations.

Remember that **everyone's learning journey is different**
but **we can have a fulfilling outcome!**

Many pathways and opportunities!

Managing Your Emotions and Making Your Decisions



When you receive your results, you may feel overwhelmed by emotions. Managing these emotions well will allow you to stay calm and make rational decisions.

STOP

Stop any unhelpful thoughts or actions that would make you more upset. Inhale deeply and exhale slowly using 10 counts as you relax your muscles. Acknowledge your emotions.

THINK

Think through the different options that are available for you. Keep things in perspective. Remember that N-Level is just one part of your life journey and not the destination.

DO

Approach a trusted adult and seek his/her help. Have a conversation with this person about what would be best for you. Make a decision based on your options and take action.

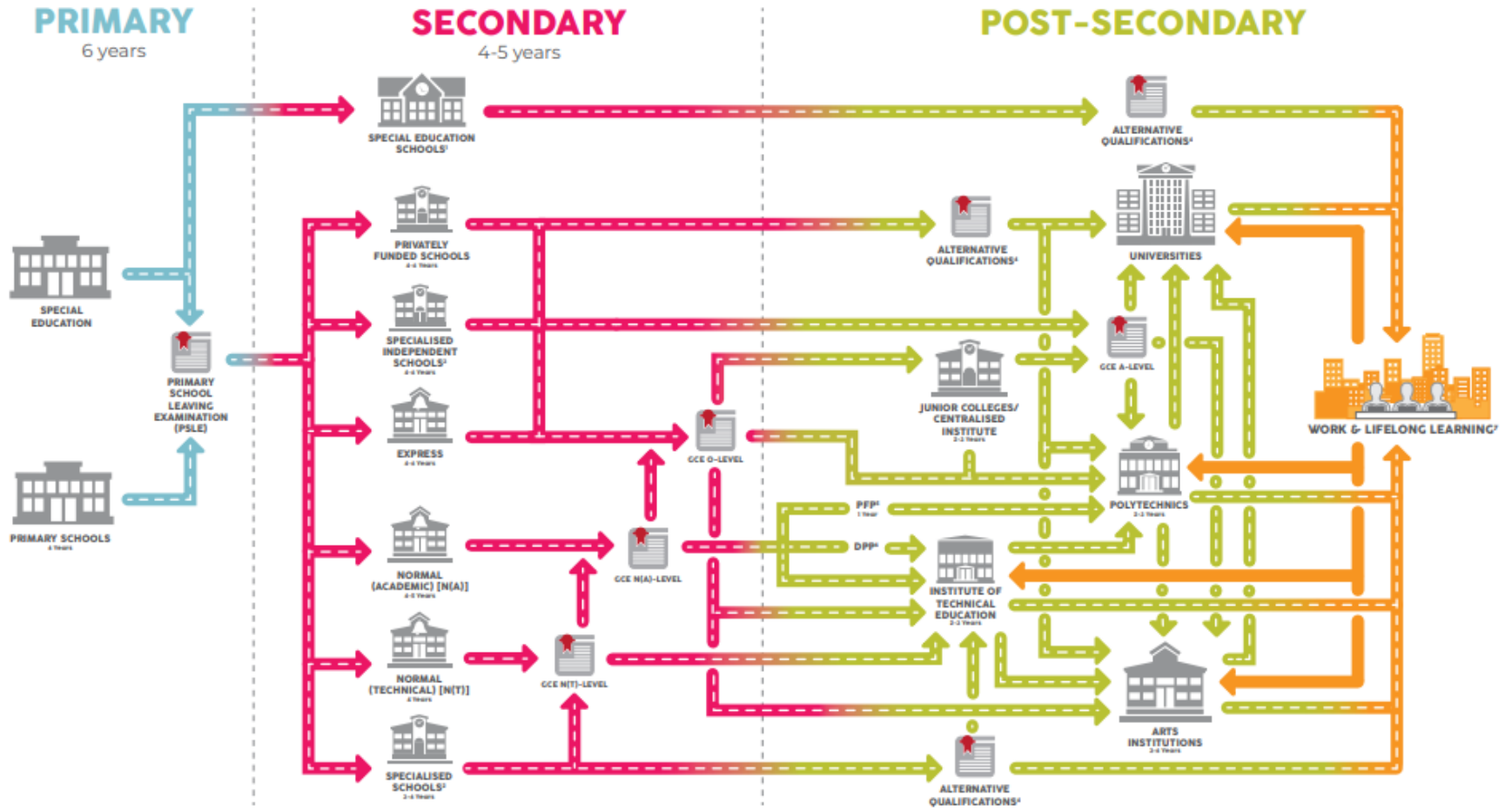


It must be a Multi-Path system

“... Our goal is a system with **different types of qualifications**, different types of degrees, **delivered through different modes**, and which can **be attained at different times** and stages of a student’s life.”

- Ong Ye Kung (2018)

Singapore's Education System : An Overview



Many Pathways

Multiple Opportunities

Fulfilling Outcomes for All

The ability to learn, un-learn and re-learn will be key



“The future economy calls for a very different sort of education... It is a future driven by the need for skills, innovation, adaptability and flexibility... (and it) means that learning has to continue well into adult life”

- Indranee Rajah (2019)

3 key questions to help you get started

Key ECG questions

Who am I? Who do I want to be?

- What are your dreams and goals?
- What do you enjoy doing and are good at?
- Explore what your interests are, and balance that with what you're competent at

**Align your
education choices
and career goals**





Where do I want to go? Why?

- There are multiple education and career pathways available today. **Each one of them cater to different strengths and interests.**
- Understand that no matter who we are and what our strengths may be, **there is a pathway for all of us.**

**There are many
options for you
to explore**

How do I get there?

- **Use the many resources available** to help you as you take the next step in your education journey
- **Talk to your parents, teachers and counsellors** if you need more support.

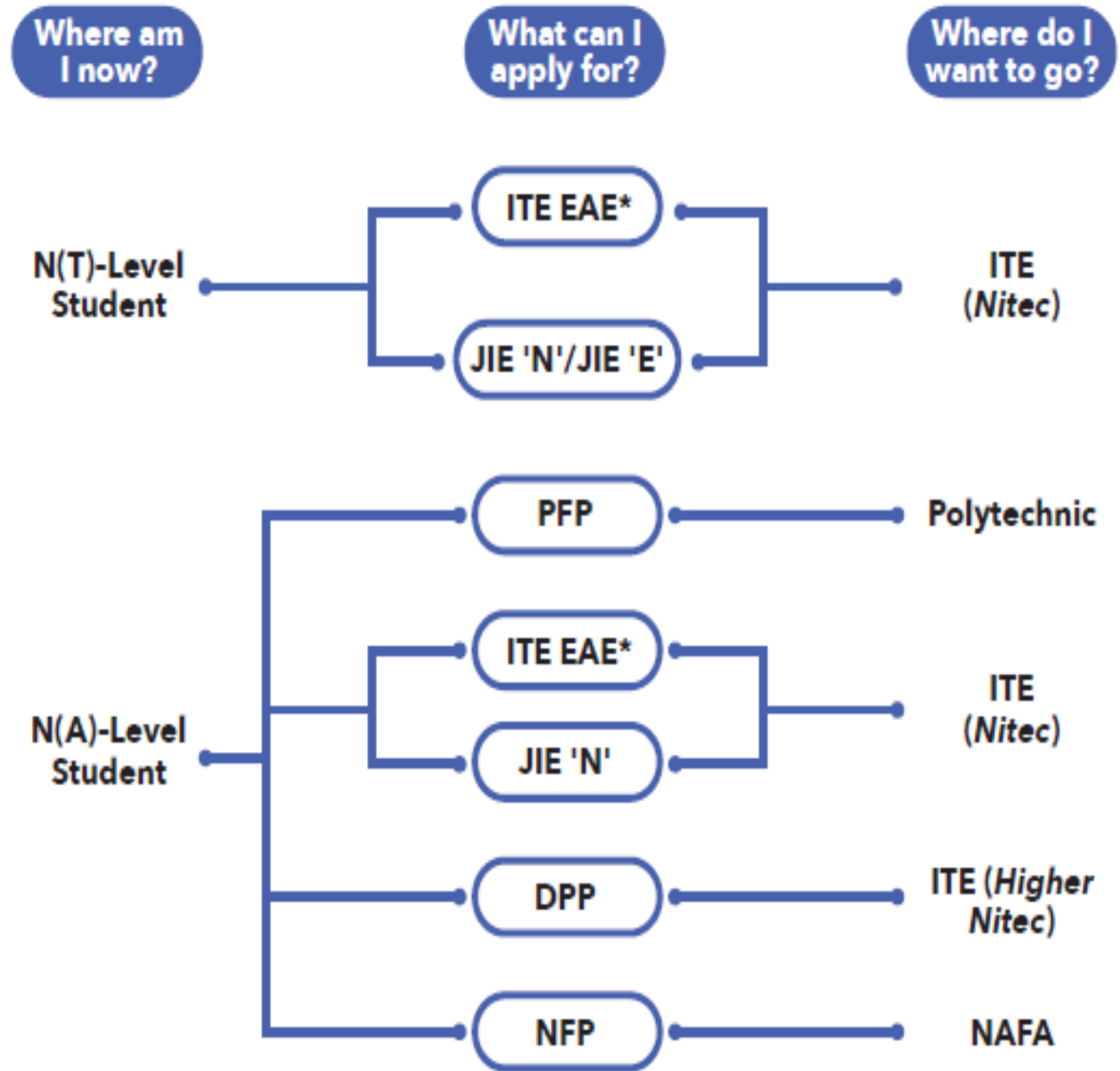
Seize learning opportunities that help you develop, as you think about what motivates you



Admission Exercise

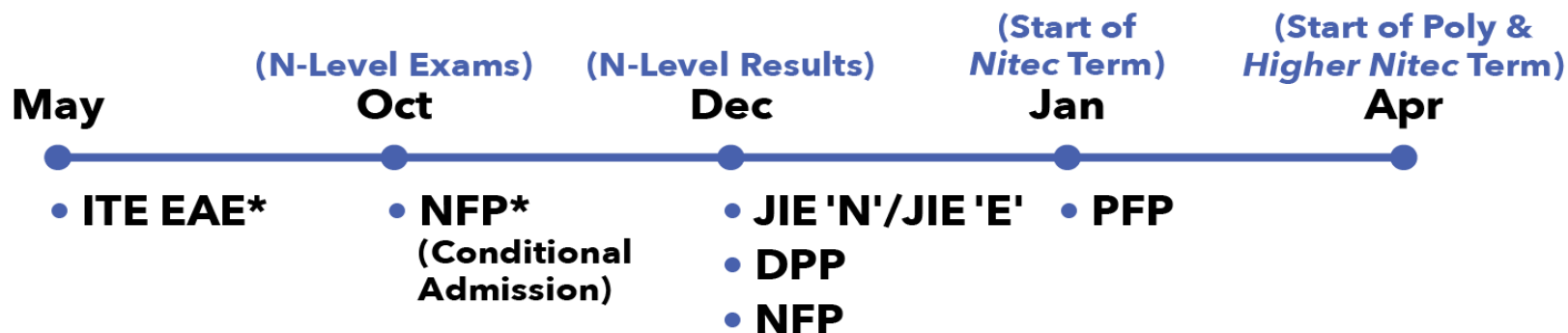
Things to note

Admissions Exercises for Normal Technical (N(T))/ Normal Academic (N(A)) Students



Admissions Exercises Application Timeline

When can I apply?



***Note:** Students can apply through these admissions exercises before their examinations.

Details of Admission Exercises (1)

ITE EAE - ITE Early Admissions Exercise

ITE EAE is an aptitude-based admissions exercise that allows students to apply and receive conditional offers for admission to ITE based on their aptitude and interest, prior to receiving their final *Nitec* or GCE N-Level examination results. It allows students to demonstrate their aptitudes and interests apart from academic grades, thus allowing a wider range of talents to be recognised.



go.gov.sg/applyeae

JIE 'N'/JIE 'E' - Joint Intake Exercise

The JIE 'N' is for GCE N(T)-/N(A)-Level holders to apply for the two-year *Nitec* course.

The JIE 'E' is for GCE N(T) students to apply for the three-year *Nitec* course with Enhanced *Nitec* Foundation Programme.



go.gov.sg/applyjie

Details of Admission Exercises (2)

DPP - Direct-Entry-Scheme to Polytechnic Programme

DPP allows secondary 4N(A) students to be admitted directly into a two-year *Higher Nitec* programme at ITE without having to sit for the O-Level examinations or undergo a *Nitec* programme. DPP students who successfully complete their *Higher Nitec* courses at ITE and attain the required qualifying Grade Point Average (GPA) scores are guaranteed a place in a polytechnic diploma course mapped to their *Higher Nitec* course.



go.gov.sg/dpp

PFP - Polytechnic Foundation Programme

PFP is a one-year programme that offers a practice-oriented curriculum taught by polytechnic lecturers to better prepare polytechnic-bound N(A) students for entry into relevant polytechnic diploma courses. PFP students are given provisional places in diploma programmes, subject to them passing all modules in the one-year PFP.



go.gov.sg/pfp

NFP - NAFA Foundation Programme

NFP is a one-year practice-based programme that prepares N(A)-Level holders to pursue a diploma in the creative arts.



go.gov.sg/applynafafp

For Students Planning for Private Education

The 3Rs when deciding on Private Education

Reasons

Why are you
furthering your
studies?

Readiness

How ready are you
to further your
studies?

Risks

Do you know the
possible
drawbacks?

School Registration

CPE Registered

GH Academy	✓
JKL School	✓
MN Institute	✓
OPD Centre	✓
RST Academy	✓

Ensure the school is registered with CPE. Review the school's registration period, expiry date and its overall registration track record.



Partner Institution

Research on the partner institution conferring the diploma or degree, and whether the qualification is recognised by the industry.

EduTrust Certification Scheme

Is the school EduTrust-certified? Under the scheme, private schools are assessed for their performance in areas such as school management and provision of student support services.



**Schools are required to obtain EduTrust certification in order to offer external degree programmes*

School Premises

Head down to the campus ground to check the facilities and support services. Observe the study environment too.



Fee Protection

Ask if there is any course fee protection so that you will be able to recover unconsumed course fees should the school close down.




Beyond Course fees

Find out about the course syllabus and materials, graduation rates and employment prospects. Approach the alumni to find out what they think of the school.



Teachers

Check if the teachers are qualified to teach the course.



Internship

If industry attachment is included, find out which organisation you will be attached to, the period of attachment and the alternative arrangement should the attachment become unavailable. Verify the information with the organisation as well.



8 Things You Should Know Before You Enrol in A Private School

Differences and Similarities between Private Schools and Local Polytechnics/Universities



Quick Facts

Myth
1

My certificate from a private school will be recognised by the Singapore Government for future employment or studies.



Registration with CPE is not an endorsement or recognition of the private school's courses and/or qualifications. The decision to accept your qualifications lies with your prospective higher educational institutions or employers. There is no central authority in Singapore that accords recognition to certificates and/or qualifications.

FACT

Myth
2

I can use my parents' Central Provident Fund (CPF) savings to pay for my education in a private school, similar to local polytechnics/universities.



FACT

Except for SIM University (UniSIM) and selected courses in LASALLE College of the Arts and Nanyang Academy of Fine Arts (NAFA), courses offered in private schools are not covered under the CPF Education Scheme, therefore you cannot use your parents' CPF to pay for the course.

Myth
3

There are Government subsidies for courses offered in private schools, just like courses at local polytechnics/universities.

There are generally no Government subsidies for courses offered in private schools, except for courses funded by Singapore Workforce Development Agency, and selected courses offered by LASALLE College of the Arts, Nanyang Academy of Fine Arts (NAFA) and SIM University (UniSIM).

Myth
4

CLOSED

Similar to local polytechnics /universities, private schools registered with CPE will not close down.



<https://tinyurl.com/y69yeyec>

Useful Resources for Students



Visit <https://go.gov.sg/mysfsec> for more information on post-GCE N-Level options

A video thumbnail for 'About MySkillsFuture'. It features three female students in school uniforms (white shirts and blue ties) smiling and looking at a plant in a garden. A QR code is overlaid on the right side of the image. The text 'About MySkillsFuture' is written in large white letters across the bottom, with a play button icon to the right. Below the title, a subtitle reads: 'A one-stop portal that empowers you to embark on a journey of self-discovery and make informed education and career choices. Use the information and tools to'.

About MySkillsFuture ▶

A one-stop portal that empowers you to embark on a journey of self-discovery and make informed education and career choices. Use the information and tools to

Reach out for support

- If you have any concerns or are not coping, do reach out to someone you trust and speak with them. It could be a parent, teacher, school counsellor or a friend that you can talk to.
- If you experience prolonged difficulties, the Community Health Assessment Team (CHAT) provides personalised and confidential mental health checks and face-to-face consultation for youth aged 16 to 30.
- To speak with a youth support worker, you can visit CHAT Hub at *Scape, #05-05. You can also call 6493 6500/ 6501 or email CHAT@mentalhealth.sg.
- Alternatively, you may also call the Samaritans of Singapore's 24 hour hotline at 1800-221-4444 to speak with someone.



The infographic features a central image of a smartphone with a severely cracked screen. To the right of the phone, a vertical list of warning signs is presented in colored, arrow-shaped boxes. The signs are: 'D Displaying out of character behaviour' (red), 'I Injuries that are unexplained' (black), 'S Sudden change in appearance or habits' (grey), 'T Temperament changes' (black), 'R Rebellious or aggressive behavior' (red), 'E Extended absence or deliberate social withdrawal' (grey), 'S Struggling to pay attention or increased lethargy' (black), and 'S Sending or posting moody messages' (red). At the bottom right, there is a QR code and the text 'Feeling down? Speak with your school counsellor or contact Samaritans of Singapore Tel: 1800-221-4444'. At the bottom center, it says 'For Cyberwellness related matters: <https://www.help123.sg> or Tel: 1800-6123-123'. At the bottom left, there is a small logo for the Ministry of Education, Singapore.

D Displaying out of character behaviour

I Injuries that are unexplained

S Sudden change in appearance or habits

T Temperament changes

R Rebellious or aggressive behavior

E Extended absence or deliberate social withdrawal

S Struggling to pay attention or increased lethargy

S Sending or posting moody messages

Feeling down?
Speak with your school counsellor or contact
Samaritans of Singapore Tel: 1800-221-4444

For Cyberwellness related matters: <https://www.help123.sg> or Tel: 1800-6123-123

© 2019 Guidance Branch, Student Development Curriculum Division (SDCD), Ministry of Education, Singapore. No part of this final product may be reproduced or transmitted in any form or by any means, electronic or mechanical, including photocopy, recording or any other information storage and retrieval system, without written permission from SDCC, MOE.

Useful Resources

Speak to an ECG Counsellor

- Making informed decisions is important for successful transition from school to further education.
- Speak with your teachers and ECG Counsellor in schools, besides your parents, on the possible pathways.
- ECG counselling service at the MOE ECG Centre is available for GCE N-Level students from 13-27 December 2019.
- Details on how to make an appointment can be found in the What's Next pamphlet distributed to you.

Make an appointment to visit the ECG Centre @ MOE (Grange Road) through moe_ecg@moe.gov.sg.






Graduate Employment Survey

- Information about graduation rates and employment prospects can be found from the annual Graduate Employment Survey (GES).
 - Autonomous Universities:
<https://www.moe.gov.sg/education/post-secondary>
 - Polytechnics:
<https://beacon.com.sg/polyges/home/past-results/>
 - ITE:
<https://stats.mom.gov.sg/Pages/Graduate-Starting-Salary-Tables2018.aspx>
 - Private Education Institutions:
<https://www.ssg.gov.sg/cpe/pei.html>



What's Next – A quick guide



[www.moe.gov.sg/
microsites/whats-
next](http://www.moe.gov.sg/microsites/whats-next)

Useful Resources

The Next Step Forward



www.moe.gov.sg/the-next-step-forward



THE NEXT STEP FORWARD
NAVIGATING YOUR EDUCATION AND CAREER PATHWAYS



*Refreshed with
updates and
new stories!*

Resources and Tips for Parents

How to support your child in ECG



Providing support for your child...

- Celebrate your child's efforts.
- Pay attention to your child's socio-emotional needs. Acknowledge your child's emotions. Help them manage their expectations and emotions, especially if they have overly high expectations or negative emotions.
- Engage your child in conversations on their education interests and support them in pursuing their diverse aspirations. Remind your child that the GCE N-Level results do not determine how successful he/she will be in the future.
- Work in partnership with your child's teachers to identify, understand, and encourage your child's strengths and interests.



Providing social emotional support

- Look out for out-of-character behaviours in your child, e.g. deliberate social withdrawal, sudden changes in appearance or temperamental changes.
- Should common signs of stress persists, parents should seek help and advice from a health professional.
- You may wish to inform your child's new school on his / her well-being, so that appropriate support can be given, e.g. monitoring by teacher or counsellor.

- D** Displaying out-of-character behaviour
- I** Injuries that are unexplained (including cuts, bruises or burns)
- S** Sudden changes in appearance, interests or habits (including eating or sleeping)
- T** Temperament changes (irritable, agitated, moody, stressed or anxious)
- R** Rebellious/ aggressive behaviour
- E** Extended absence/ deliberate social withdrawal
- S** Struggling to pay attention/ increased lethargy
- S** Sending/ posting moody or morbid messages (including expressions of death)



Supporting Your Child through Post-Secondary

Spend time chatting. Use T.A.D.

TALK

Talk about your teen's new experiences and the people he/she has met.

E.g. Discuss how technology and jobs have changed, his/her future plans and social circles. Share your own experiences too.

ASK

Ask about his/her thoughts and feelings on issues.

E.g. Global and national issues, role-models, relationships with friends and the opposite gender.

DISCUSS

Discuss your teen's aspirations and possible plans to support them.

E.g. Skills and knowledge that your teen needs; factors that motivate him/her towards their goals; ways to overcome obstacles.

QUICK TIPS >

- Listen with an open mind.
- Provide a **supportive environment** that allows your teen **space** to express his/her feelings and views.
- Find a **healthy balance** between setting **limits** and encouraging **independence**.



Supporting Your Child's Transition through Post-Secondary Education



SUPPORT

- **Seek to understand** your teen's **preferences, needs and choices**.
- **Be there to listen non-judgementally and avail yourself as a sounding board** as your teen explores and shares his/her **own stand and views**.
- Spend **quality, one-to-one time** with your teen.
E.g. Take advantage of regular opportunities to start a conversation, like at mealtimes, when commuting or running errands.

FAMILIARISE

- **Encourage** him/her to explore **new opportunities** or hone **new skills**.
E.g. Taking on new roles in class, CCA, school or the community.
- **Adjust boundaries** with your teen as you allow them to take **greater self-responsibility**.
E.g. Time spent with social groups, daily curfews and postings on social media.
- **Get to know** your teen's **social circles**.
E.g. Invite your teen's new friends over for a meal.
- **Develop** your teen's sense of **responsibility and ownership** by providing opportunities for him/her to **contribute** at home and in the community.



AFFIRM

- **Praise and affirm** your teen for well-considered choices and responsible decisions made.
E.g. "I am proud of how you are willing to support your peers in their time of need."
- **Cheer** your teen on and **celebrate** any successes together.
E.g. "I believe in you" and celebrate with his/her favourite food or drink
- **Express gratitude** to your teen for helping at home.
E.g. "I appreciate you helping with the housework when I was tired from from work."

EMPATHISE

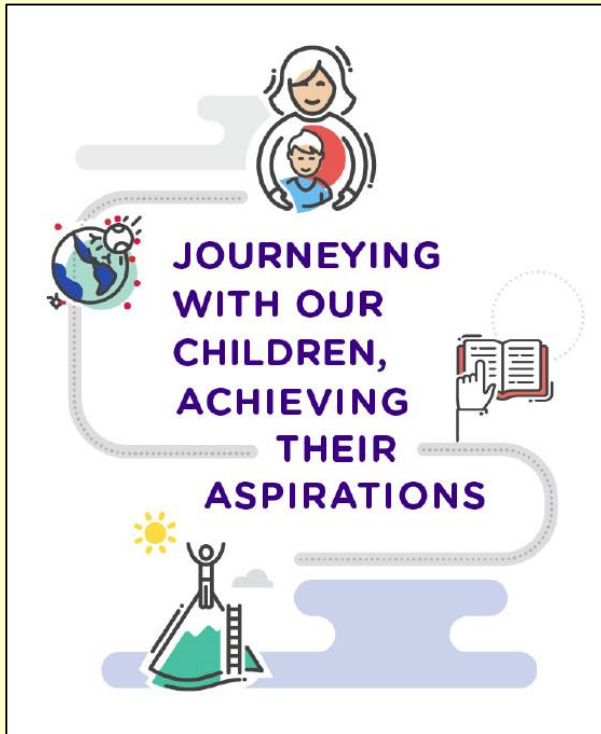

- Seek to know and understand what **motivates** and gives him/her **meaning in life**.
- **Acknowledge** your teen's **views and feelings, strengths and struggles**.
E.g. "I understand you now have to manage working with many different people."
- **Assure** your teen that you are **there for him/her** even as he/she makes his/her **own decisions**.
E.g. "I am glad you shared your plans with me. How would you like me to support you?"
- **Share tips for and encourage healthy lifestyle habits** such as sufficient rest.

S.A.F.E tips on how you can support your teen's transition through post-secondary education.

<https://go.gov.sg/support-in-transitions-el>

ECG Parent Guide

www.moe.gov.sg/ECG-parent-guide



7 Points to Note When Supporting Your Children's Education and Career Journey

- 1 Show Love and Concern**
- 2 Observe Your Children's Strengths and Interests**
- 3 Listen to Your Children**
- 4 Provide a Window to the World of Work**
- 5 Support Your Children's Career Interests and Aspirations**
- 6 Instil the Importance of Developing Transferable Skills**
- 7 Model Lifelong Learning**

Resources to provide social emotional support



- i. Resilience Boosters: <https://tinyurl.com/resil-boosters>
- ii. Raising Confident Children: <https://tinyurl.com/conf-children>
- iii. Supporting Your Child Through Transitions: <https://go.gov.sg/support-in-transitions-el>
- iv. How Do You Praise?: <https://tinyurl.com/praise-well>
- v. Gratitude: <https://tinyurl.com/gratitude-parents>
- vi. “[Is your child too stressed?](#)” infographic
- vii. “[Setting realistic expectations](#)” infographic



For More Information

- Visit www.moe.gov.sg
- Contact MOE Customer Service
 - www.moe.gov.sg/contact



Ministry of Education
SINGAPORE